

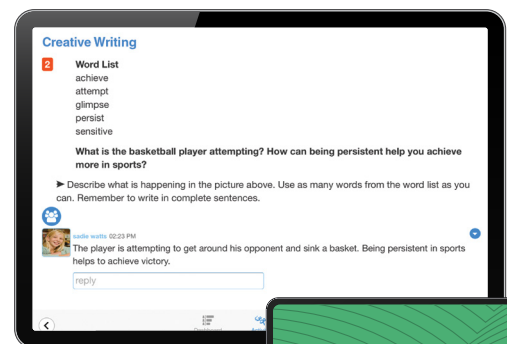


Grades 2–12

MTSS  

Connect Vocabulary and Reading Comprehension 100% Online

Combines direct academic vocabulary instruction with robust online activities, social sharing and interaction in a digital application that forges the critical link between vocabulary and reading comprehension.



WORDLY WISE
i3000



WORDLY WISE
i3000®

powered by  **exploros™**

What is Wordly Wise i3000®?

Wordly Wise i3000®, powered by Exploros™, provides engaging, direct academic vocabulary instruction to develop the critical link between vocabulary and reading comprehension. The robust activities, social sharing and interaction, and differentiated instruction allow the flexibility to meet the needs of today's varying student population—empowering students to have successful encounters with grade-level vocabulary instruction and practice.

- Practice activities and assessments are automatically scored and reported in real-time
- Teachers have immediate insight into student learning and progress throughout the program
- Social sharing and interaction allows students to apply and extend their learning
- Includes digital flashcards for additional practice

Wordly Wise i3000 provides teachers with manageable, easy-to-use resources for delivering effective, direct vocabulary instruction along with word-learning strategies—all critical for high-stakes tests and content-area reading.



Where do the words come from?

Every word in Wordly Wise i3000 was selected to expand critical grade-level vocabulary and improve reading comprehension.

The chosen vocabulary words are commonly encountered in grade-level literature, textbooks, and state and national assessments. Word selection was based on word importance, usefulness, and/or difficulty. Knowledge of the selected words can greatly improve students' reading comprehension, as well as standardized test results.

Interactive practice

Students can practice and master their vocabulary with interactive flashcards right in Wordly Wise i3000, providing added value for both teachers and students. Research suggests that revisiting vocabulary is critical in aiding acquisition. Wordly Wise i3000 word lists are pre-loaded into these flashcards. They save valuable prep time for teachers and provide additional reinforcement for students.

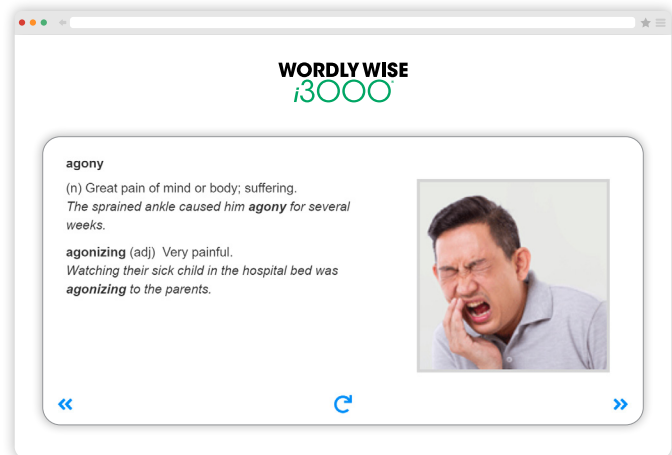
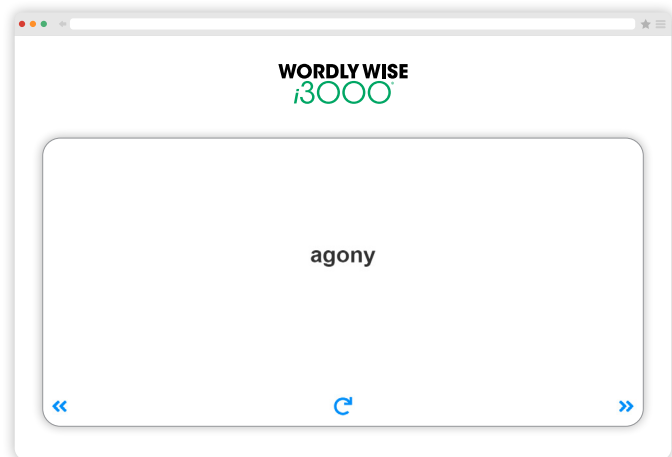
Students will

- Practice learning words and definitions
- Test themselves on their knowledge

For additional resources, visit epslearning.com/wwi3000



- ✓ overview video
- ✓ research paper
- ✓ sample word lists
- ✓ passage Lexile ranges



Lesson Overview

Word Knowledge Awareness Rating

Students begin each lesson with a self-assessment of word knowledge.

Teachers are able to see word knowledge ratings in real-time via progress monitoring. This information can be used to guide in-class instruction during the introduction of the word list.

The screenshot shows a digital interface for a word knowledge assessment. At the top, it says 'View as: Experience Student: Summary' and '4 • Lesson 10'. Below this is a progress indicator with four numbered circles (1, 2, 3, 4). The main heading is 'Rate Your Word Knowledge' followed by the word 'banish'. There are four radio button options for self-assessment: 'I've never seen this word before.', 'I've seen this word before, but I don't know what it means.', 'I think I know what this word means.', and 'I know what this word means and can use it in a sentence.' To the right of these options are four horizontal progress bars, each with a number in a circle (1, 2, 4, 3) indicating the number of students who chose that option. Below the progress bars, it says 'All 10 students have responded'. At the bottom, there is a table with two columns: 'Student' and 'Response'. The table lists five students and their responses to the word 'banish'.

Student	Response
sadie watts	I think I know what this word means.
remy back	I've seen this word before, but I don't know what it means.
bob michaels	I've seen this word before, but I don't know what it means.
john maguire	I know what this word means and can use it in a sentence.
pat booth	I think I know what this word means.

Word List

Students are introduced to lesson words through traditional definitions and contextual sentences to help students fully grasp multiple word meanings. Students can access words and definitions through the word list and can use the interactive flashcards to practice recall and study for the lesson test.

The screenshot shows a digital flashcard interface. At the top, it says 'WORDLY WISE 3000'. The word 'monstrous' is displayed in the center. Below the word, there are two numbered definitions: '1. Causing shock; horrible; wicked. Mikaela begged her parents not to carry out their monstrous plan to move her family to another country.' and '2. Extremely large. A monstrous roller coaster was the most exciting ride at the fair.' To the right of the definitions is a photograph of an elephant. At the bottom of the flashcard, there are navigation arrows (left and right) and a refresh icon.

Flashcard

The screenshot shows a digital word list interface. At the top, it says '5 • Lesson 6 Word List'. Below this, there are five words listed with their definitions and contextual sentences: 'abolish', 'agony', 'agonizing', 'catapult', and 'character'. Each word entry includes a part of speech, a definition, and a contextual sentence. There is a small photograph of a man looking thoughtful next to the 'agony' entry. At the bottom of the word list, there are navigation arrows (left and right).

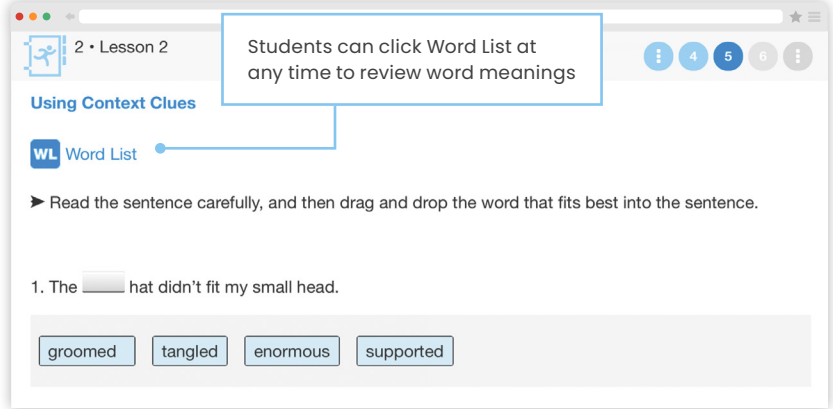
Word List

Using Context Clues: Student View

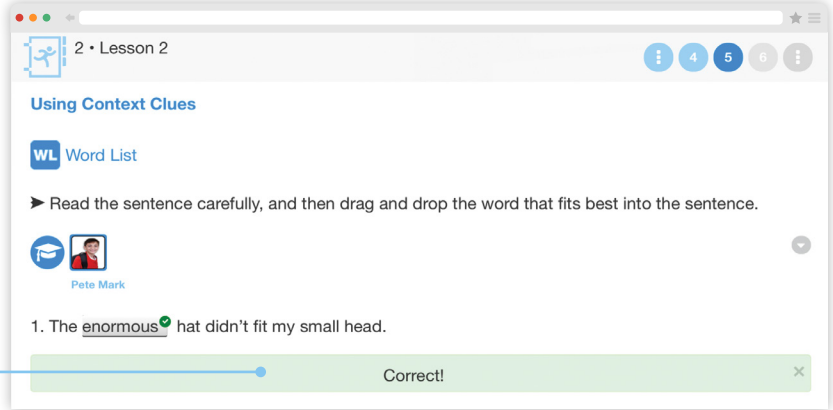
Students complete a variety of practice activities that provide multiple exposures to each word. Activities vary by lesson and level.

All activities are self-paced, provide feedback, and are automatically scored—providing value to both students and teachers.

In Using Context Clues, students read a sentence that is missing a word, and then select the correct word from four choices to complete the sentence. Context clues are used to determine which of the four words fits best into the sentence.

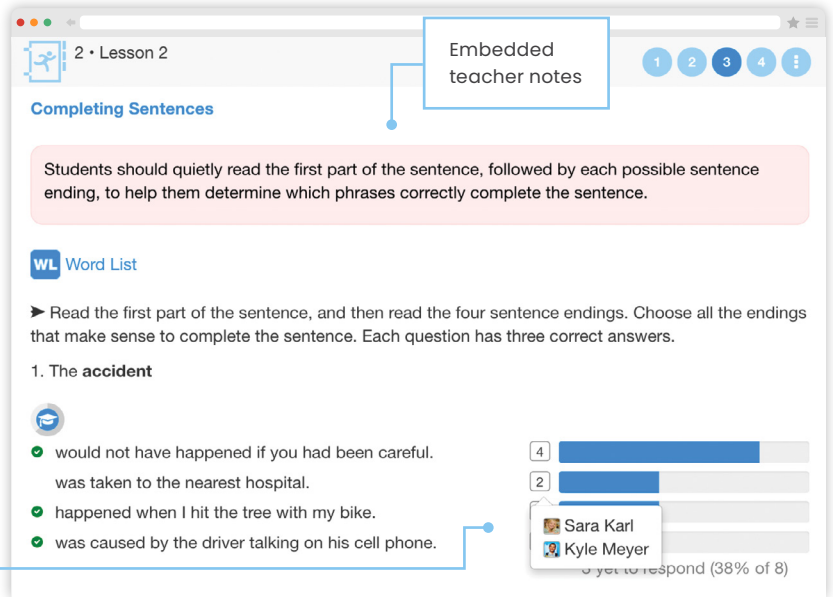


Students receive immediate feedback on their answers, telling them if they are correct, partially correct, or incorrect



Completing Sentences: Teacher View

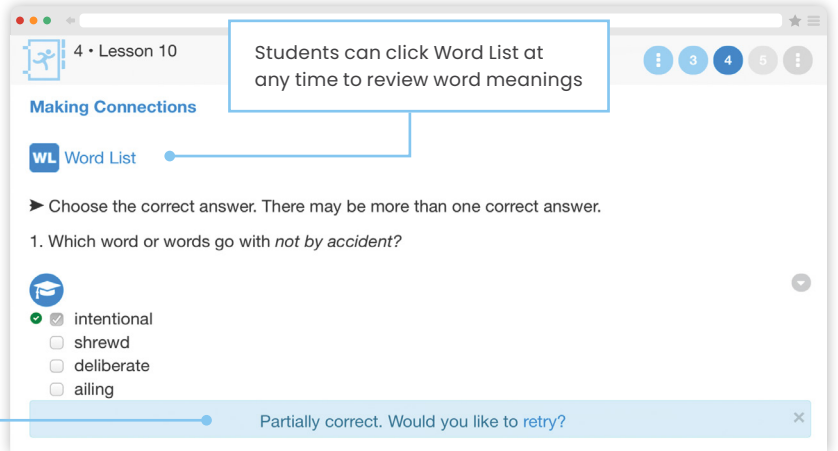
In Completing Sentences, students must choose the phrase that correctly completes each sentence, using context clues to determine whether a word is used properly. Word knowledge is deepened through exposure to the correct use of a word in different contextual sentences and exposure to multiple word meanings.



Making Connections: Student View

In Making Connections, students associate new vocabulary words to words they may already know. Making these semantic connections deeply embeds words into memory, helping students retain the newly learned words.

Students receive immediate feedback on their answers, telling them if they are correct, partially correct, or incorrect. If they are partially correct or incorrect, they have the opportunity to retry.



Students can click Word List at any time to review word meanings

Making Connections

WL Word List

► Choose the correct answer. There may be more than one correct answer.

1. Which word or words go with *not by accident*?

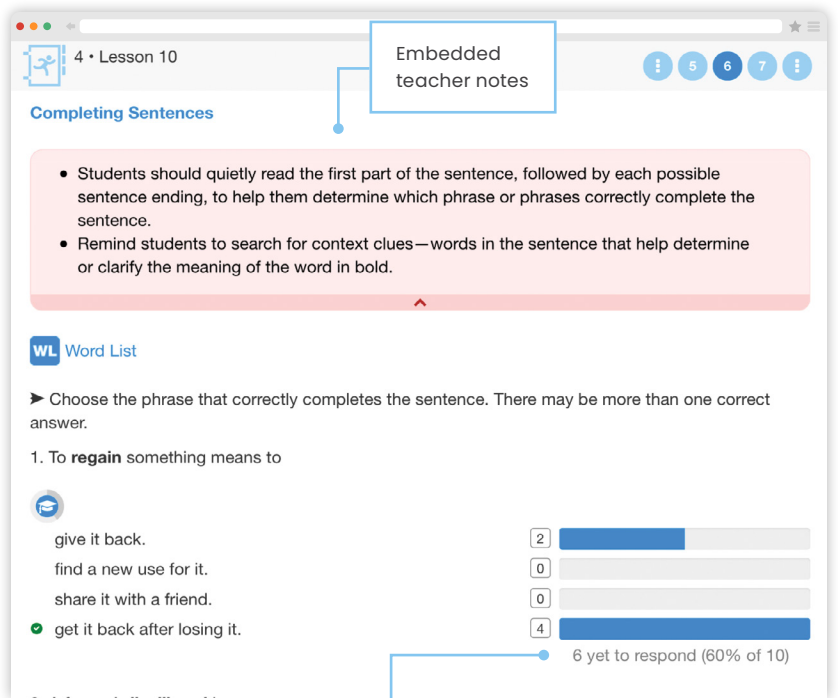
- intentional
- shrewd
- deliberate
- ailing

Partially correct. Would you like to retry?

Completing Sentences: Teacher View

In Completing Sentences, students read the beginning of a sentence that includes the vocabulary word, and complete it in their own words in order to demonstrate their understanding of the word’s meaning.

In Completing Sentences, students read the beginning of a sentence that includes the vocabulary word, and complete it in their own words in order to demonstrate their understanding of the word’s meaning.



Embedded teacher notes

Completing Sentences

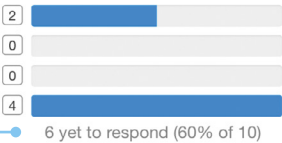
- Students should quietly read the first part of the sentence, followed by each possible sentence ending, to help them determine which phrase or phrases correctly complete the sentence.
- Remind students to search for context clues—words in the sentence that help determine or clarify the meaning of the word in bold.

WL Word List

► Choose the phrase that correctly completes the sentence. There may be more than one correct answer.

1. To **regain** something means to

- give it back.
- find a new use for it.
- share it with a friend.
- get it back after losing it.

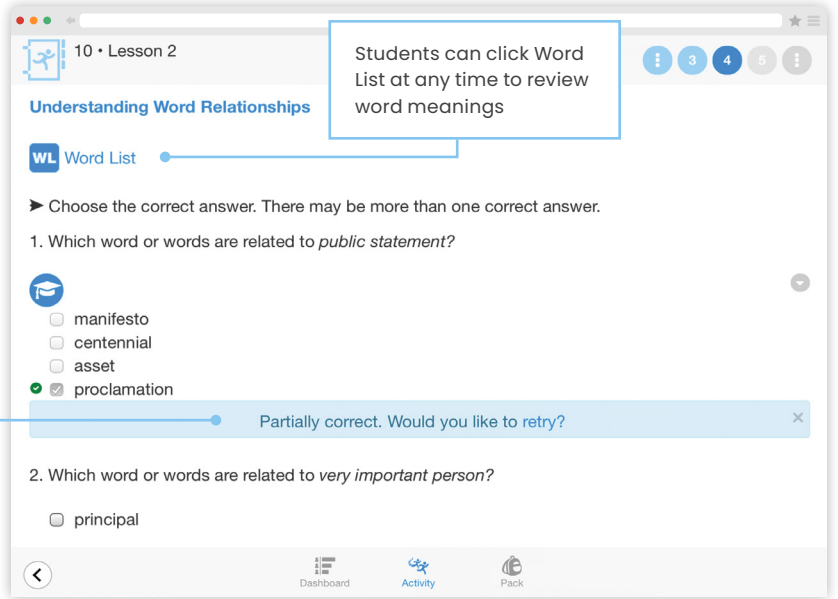


Teachers are able to see how many students have responded to each question

Understanding Word Relationships: Student View

In Understanding Word Relationships, students relate new words with words they already know. Linking new words with familiar words helps students own new terms and retain them better.

Students receive immediate feedback on their answers, telling them if they are correct, partially correct, or incorrect. If they are partially correct or incorrect, they have the opportunity to retry.

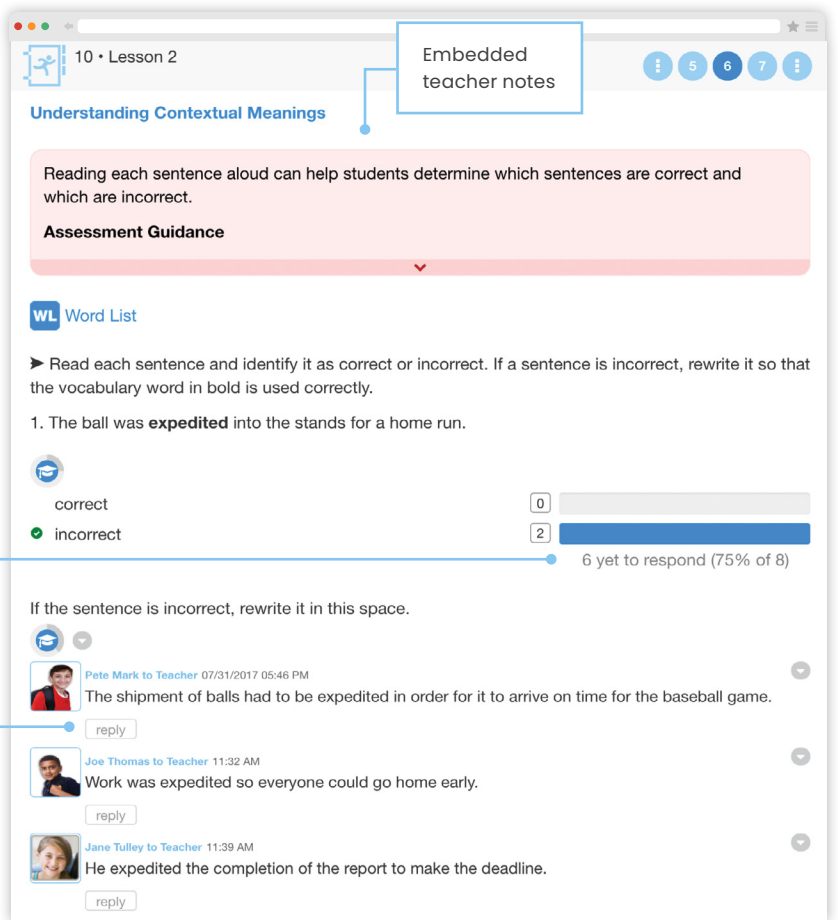


Understanding Contextual Meanings: Teacher View

In Understanding Contextual Meanings, students identify correct and incorrect uses of vocabulary words in sentences. Then they apply word knowledge by writing their own original sentences that use the words correctly.

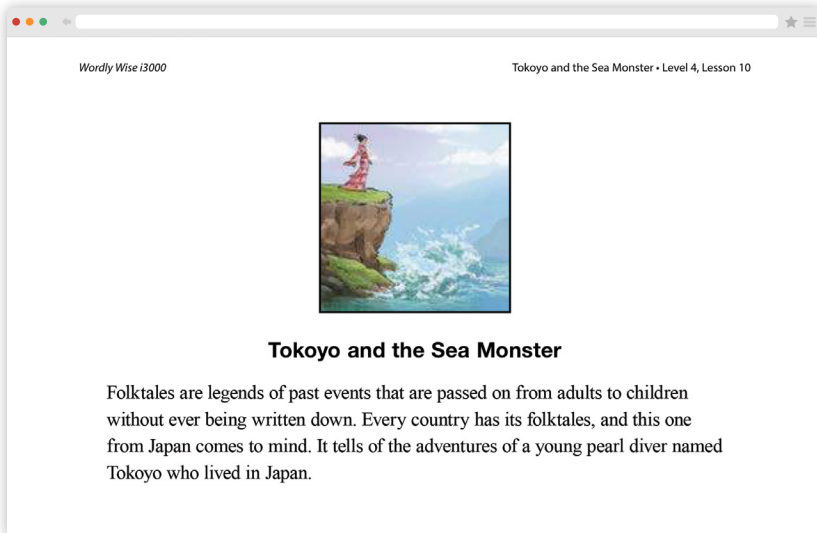
Teachers are able to see how many students have responded to each question

Teachers can reply directly to each student




Vocabulary in Context

Students read an original passage that incorporates all of the vocabulary words from the lesson.



Wordly Wise 13000 Tokoyo and the Sea Monster • Level 4, Lesson 10

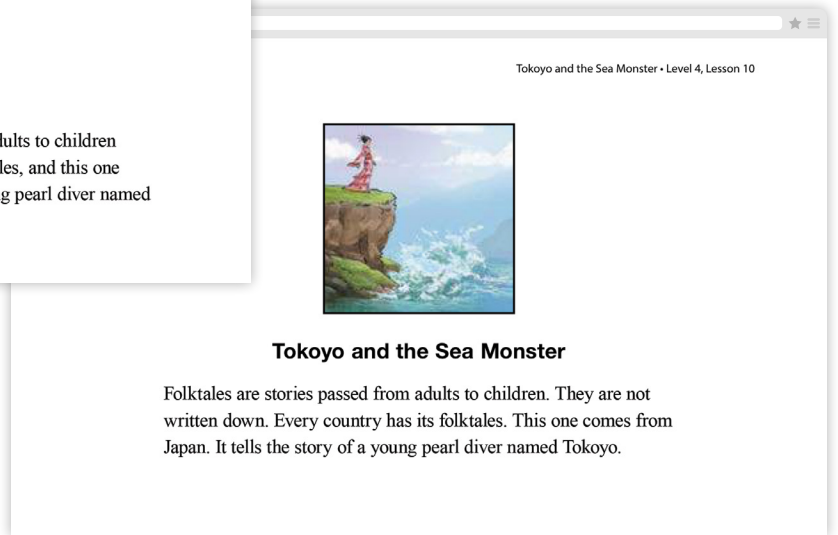


Tokoyo and the Sea Monster


Folktales are legends of past events that are passed on from adults to children without ever being written down. Every country has its folktales, and this one from Japan comes to mind. It tells of the adventures of a young pearl diver named Tokoyo who lived in Japan.

On-level passage

The Vocabulary in Context passage for each lesson is offered at two reading levels: a primary passage, appropriate for on-level students, and a secondary passage available as a differentiation resource for students who require support in reading.



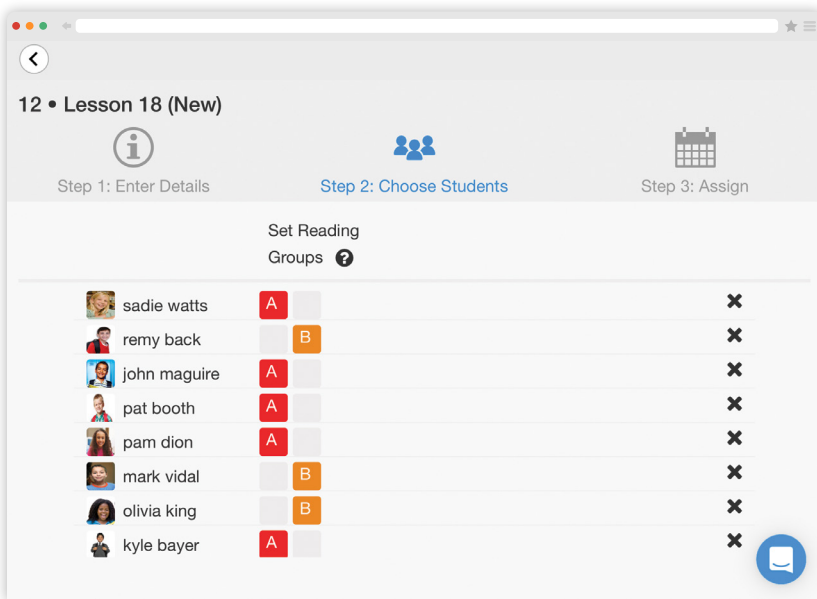
Tokoyo and the Sea Monster • Level 4, Lesson 10



Tokoyo and the Sea Monster

Folktales are stories passed from adults to children. They are not written down. Every country has its folktales. This one comes from Japan. It tells the story of a young pearl diver named Tokoyo.

Secondary passage



12 • Lesson 18 (New)

Step 1: Enter Details Step 2: Choose Students Step 3: Assign

Set Reading Groups ?

	sadie watts	<input checked="" type="radio"/> A	<input type="radio"/> B	<input type="checkbox"/>
	remy back	<input type="radio"/> A	<input checked="" type="radio"/> B	<input type="checkbox"/>
	john maguire	<input checked="" type="radio"/> A	<input type="radio"/> B	<input type="checkbox"/>
	pat booth	<input checked="" type="radio"/> A	<input type="radio"/> B	<input type="checkbox"/>
	pam dion	<input checked="" type="radio"/> A	<input type="radio"/> B	<input type="checkbox"/>
	mark vidal	<input type="radio"/> A	<input checked="" type="radio"/> B	<input type="checkbox"/>
	olivia king	<input type="radio"/> A	<input checked="" type="radio"/> B	<input type="checkbox"/>
	kyle bayer	<input checked="" type="radio"/> A	<input type="radio"/> B	<input type="checkbox"/>

Teachers seamlessly assign the appropriate reading passage to students within the platform.

Comprehension Questions

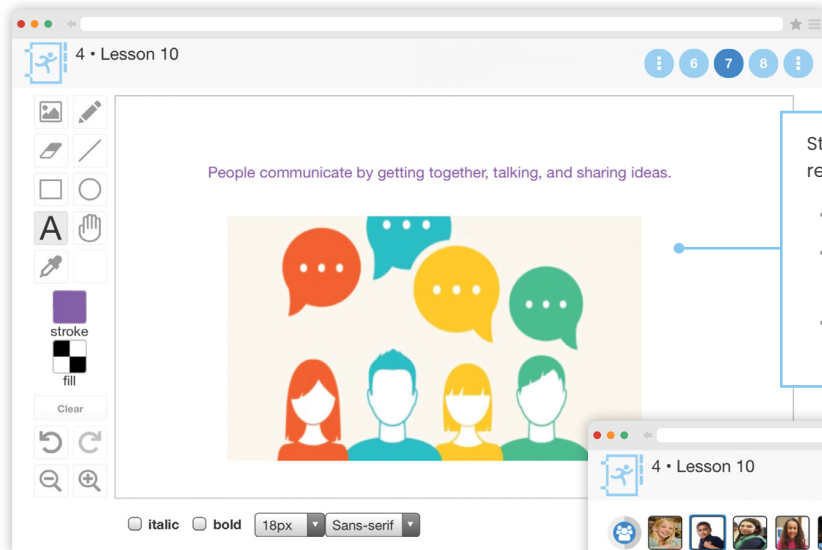
Students who use the secondary passage are able to answer the same open-response questions as their peers.

Application Activities

Wordly Wise i3000 incorporates social sharing and interaction in three application activities—Illustrated Vocabulary, Vocabulary Extension, and Creative Writing.

In these activities, students apply their vocabulary knowledge in a social learning environment. Students must share their own responses before they can see what their classmates have written.

Peer-to-peer Posting

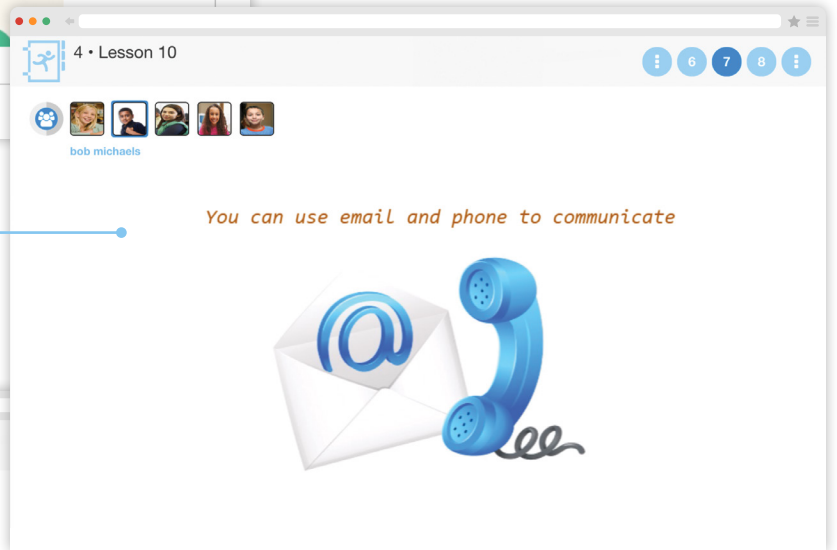


Students create an image and write a sentence to represent a word's meaning.

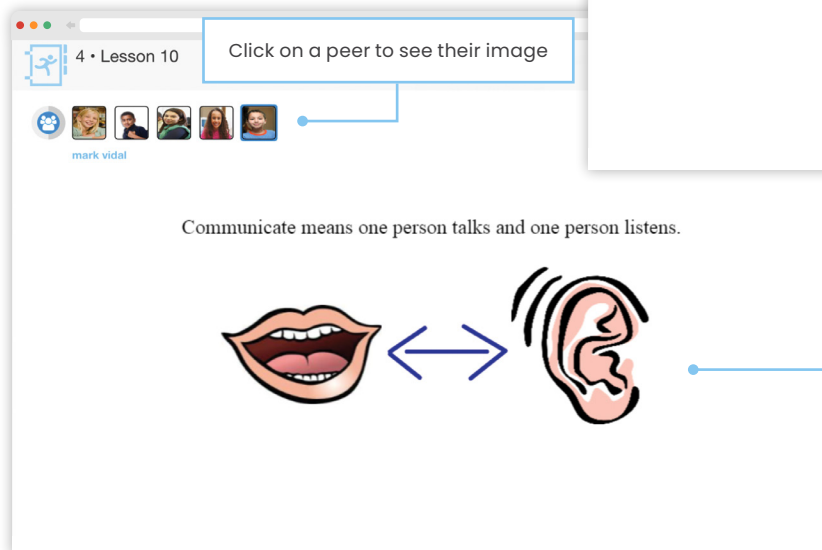
- Think about what the word communicate means.
- Uploaded an image that shows what communicate means, or draw a picture below.
- Write a sentence to explain how your image shows what communicate means.

Illustrated Vocabulary

Once students share, they are able to see what their peers have submitted.



Illustrated Vocabulary



Each image that a student submits contributes to a virtual word wall, which is viewable by the entire class, deepening and enriching all students' understanding of the word's meaning.

Illustrated Vocabulary




Vocabulary Extension Activity

Students explore one key academic word from the lesson and write responses to vocabulary extension prompts.

Students apply their word knowledge in a variety of ways

10 • Lesson 2


WL Word List



- ▶ Return to the Illustrated Vocabulary activity in Scene 7 to view your classmates' drawings and images of the word **precedent**. Read what they wrote about the word.
 - When you looked at your classmates' images of the word **precedent**, did any color stand out? Did more than one person use the same color?
- ▶ Choose a color and then write a sentence to explain how the color you chose relates to the word **precedent**.

Pete Mark 22/06/2017 10:58 AM

The color blue relates to the word precedent for me because of the painter Pablo Picasso. His Blue Period from 1901-1904 really set the precedent for what an artist could do with just one color.



Jane Tulley 09:21 AM

Great answer! I'd love to learn more about Picasso's work!

reply

Jane Tulley 09:20 AM

The color brown stands out to me for the word precedent, relating to legal precedents. In courtrooms, the Judge's bench and gavel are brown.

reply

o the word precedent for me because of the painter Pablo Picasso. His Blue really set the precedent for what an artist could do with just one color.

Vocabulary Extension

Students have the opportunity to respond to their classmates' written work once they submit their own work

Vocabulary Extension

Creative Writing Activity

Students respond to creative writing prompts, and create their own unique sentences using selected vocabulary words.

This activity provides motivation for students to express themselves in writing, while requiring that they use as many vocabulary words as possible

Students have the opportunity to respond to their classmates' written work once they submit their own work

4 • Lesson 5

WL Word List

Word List
achieve
attempt
glimpse
persist
sensitive

What is the basketball player attempting? How can being persistent help you achieve more in sports?

► Describe what is happening in the picture above. Use as many words from the word list as you can. Remember to write in complete sentences.

sadie watts 08/06/2017 02:23 PM
The player is attempting to get around his opponent and sink a basket. Being persistent in sports helps to achieve victory.

Yes because being persistent in sports means never giving up!

Creative Writing

4 • Lesson 20

WL Word List

Word List
capable
despise
dispute
humiliate
insert

Who is having a dispute? What is going to happen next?

► Describe what is happening in the picture above. Use as many words from the word list as you can. Remember to write in complete sentences.

Pete Mark 06/19/2017 09:46 AM
A brother and sister are having a dispute over the ice cream bar. It looks like he took it from her and she's attempting to get it back.

Joe Thomas 06/23/2017 09:25 AM
I have disputes with my older sister sometimes.

Mrs. Watts 06/23/2017 09:35 AM
Do you think they are capable of resolving their dispute?

Creative Writing

Students who require support in writing tasks can be paired with partners to discuss what they plan to write before they begin.

Teachers can respond to individual students or the entire class

Wordly Wise i3000 Pacing Guide

The following pacing guide shows three options for weekly teaching plans depending on the preferred level of teacher facilitation.

1-Day Lesson Plan—30–40 minutes, once a week				
DAY 1 Students complete the Rate Your Word Knowledge activity Introduce the word list	DAY 2	DAY 3	DAY 4	DAY 5 Assign the lesson test to students
During independent work time or as homework, have students complete all remaining lesson scenes independently. Remind students to access the lesson's digital flashcards throughout the week to prepare for the lesson test.				

3-Day Lesson Plan—15–20 minutes, 3 times a week				
DAY 1 Students complete the Rate Your Word Knowledge activity Introduce the word list	DAY 2	DAY 3 Display and discuss the Illustrated Vocabulary virtual word wall created by student submissions Students read the lesson passage, answer an open-response question,* and respond to the Reading Comprehension activity	DAY 4 Students complete the Vocabulary Extension and Creative Writing activities. As a class, discuss posted submissions	DAY 5 Assign the lesson test to students
During independent work time or as homework, have students complete the 3–4 practice activities and the Illustrated Vocabulary activity.		As homework, have students access the lesson's digital flashcards throughout the week to prepare for the lesson test.		

5-Day Lesson Plan—10–15 minutes, 5 times a week				
DAY 1 Students complete the Rate Your Word Knowledge activity Introduce the word list	DAY 2 Students complete the Illustrated Vocabulary activity. Display and discuss the virtual word wall created by student submissions	DAY 3 Students read the lesson passage, answer an open-response question,* and respond to the Reading Comprehension activity	DAY 4 Students complete the Vocabulary Extension and Creative Writing activities. As a class, discuss posted submissions	DAY 5 Assign the lesson test to students
As homework, have students complete the 3–4 practice activities.	As homework, have students access the lesson's digital flashcards throughout the week to prepare for the lesson test.			

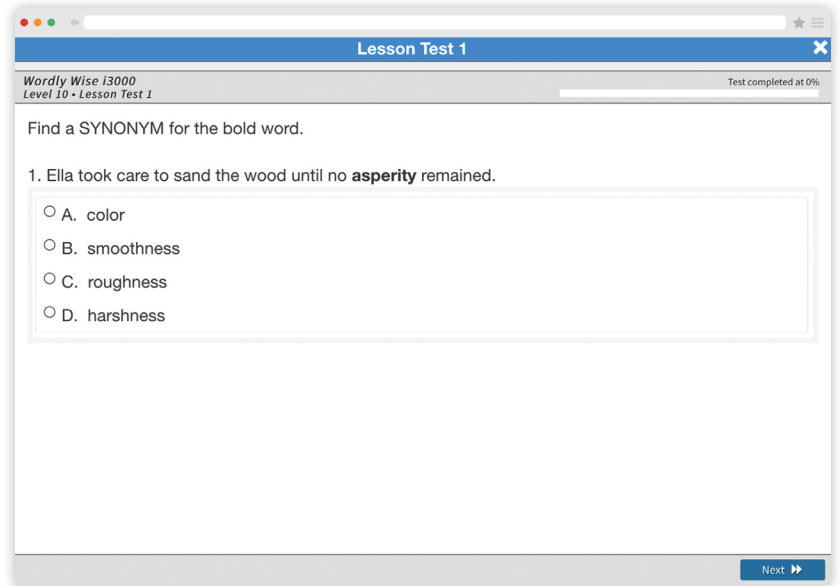
*Students in Level 2 answer a multiple-choice question after reading the lesson passage.

Assessment and Reporting

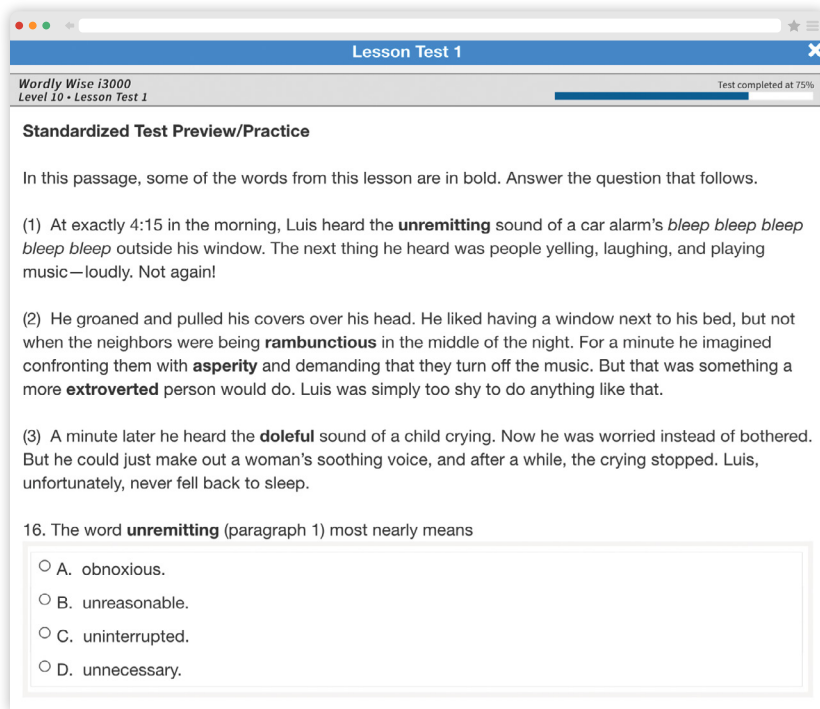
Assessment

A variety of assessment types in Wordly Wise i3000 yield data that provides visibility into student performance at the class, school, and district levels, depending on the role of the user.

The practice activities and lesson, cumulative, and final tests are automatically scored and reported in real-time. As students work through the lessons and levels of Wordly Wise i3000, teachers and administrators can track student progress, and focus on meeting the needs of their students.



Lesson Tests



Lesson Tests

Standardized Test Preview/Practice items place vocabulary words in context and ask students to determine meaning based on that context

Reporting

Experience Summary Report

Date	Class	Experience	Person Icon	List Icon	Message Icon	Checkmark Icon
08/29/2017	i3000 After School	4 • Lesson Test 3	1	100%	31	29%
08/06/2017	i3000 After School	5 • Lesson 2	1	83%	43	-
08/05/2017	i3000 After School	10 • Lesson 2	3	43%	37	-
08/05/2017	i3000 After School	2 • Lesson 2	5	30%	6.2	-
08/04/2017	i3000 After School	4 • Lesson Test 20	1	100%	33	88%
07/28/2017	WW Grade 4	4 • Lesson Test 10	10	100%	28	75%
07/27/2017	WW Grade 4	4 • Lesson Test 8	2	100%	30	60%
07/27/2017	WW Grade 4	4 • Lesson Test 5	1	100%	29	76%
07/21/2017	WW Grade 4	4 • Lesson 8	1	17%	-	-
07/11/2017	WW Grade 4	4 • Lesson 5	1	17%	-	-
07/11/2017	i3000 After School	2 • Lesson 3	1	18%	-	-
07/11/2017	WW Grade 4	4 • Lesson 5	1	92%	17	

View student performance on completed lessons and tests.

Data includes:

- Number of Participating Students
- Percent Complete
- Average Responses per Student
- Quiz Score

Experience Summary Report

Wordly Wise i3000 Progress Report

Unit: WordlyWise Level 4

Metric: Quiz Score, Responses Per Student, Percent Complete

School	Teacher	ELA SS	91%	84%	96%	84%	76%	94%	97%					
School 1	Sandra Smith	ELA SS	91%	84%	96%	84%	76%	94%	97%					
School 1	Jane Simons	ELA JS	96%	92%	94%	94%	74%	86%	93%	81%	93%	83%	83%	90%
School 1	Jason Ruble	ELA JR	96%	86%	79%	98%	88%	95%	98%	76%	71%	84%	72%	73%
School 2	Joe McCowen	ELA JM	80%	75%	96%	77%	71%	91%	98%	98%	72%	88%	92%	
School 2	Jane Lawson	ELA JL	94%	70%	98%	95%	93%	74%	92%	92%	84%	91%	88%	
School 2	Betty Hayward	ELA BH	97%	100%	84%	96%	78%	82%	94%	78%	89%	90%	85%	

« 1 2 3 »

Indicates assessment results for all students

View a heat map of class progress for each level.

Metric

- Quiz Score
- Responses Per Student
- Percent Complete


Wordly Wise i3000 Progress Report

ALSO AVAILABLE

Direct Academic Vocabulary Instruction

Wordly Wise 3000® 4th Edition provides direct academic vocabulary instruction to develop the critical link between vocabulary and reading comprehension. The robust activities, peer sharing, and differentiated instruction allow the flexibility to meet the needs of today's varying student population.

- Research-based activities provide multiple exposures to vocabulary words
- Peer sharing allows students to apply and extend their learning
- Reading passages for each lesson are offered at two levels: below-grade-level and on-grade-level



Exciting Activities

Engaging, research-based activities provide multiple exposures and critical practice for a deep understanding of vocabulary.



Student Engagement

Social sharing and interaction allows students to apply and extend their learning while also providing motivation, engagement, and additional support.



Reach More Students

Differentiated reading passages and teacher support help meet the needs of diverse student populations.

To learn more, visit epslearning.com/products/wordly-wise-3000

Visit epslearning.com to view our Wordly Wise 3000 programs.
Questions? Contact your EPS Learning Account Executive.

epslearning.com | 866.716.2820