


COMMON CORE

Grade 4

Mathematics

CLINICS

Number and Operations
in Base Ten

 Options™



Module
1

Number and Operations in Base Ten

Common Core State Standards

Lesson 1	Read and Write Whole Numbers	4	4.NBT.1, 4.NBT.2
Lesson 2	Compare and Order Whole Numbers	8	4.NBT.2
Lesson 3	Multiplication Facts	12	4.OA.1, 4.OA.2, 4.OA.3
Lesson 4	Multiply Greater Numbers	16	4.NBT.5, 4.OA.3
Lesson 5	Multiplication Properties	20	4.NBT.5
Lesson 6	The Distributive Property	24	4.OA.3, 4.NBT.5
Lesson 7	Division Facts	28	4.OA.2, 4.OA.3
Lesson 8	Divide Greater Numbers	32	4.NBT.6, 4.OA.3
Lesson 9	Division with Remainders	36	4.NBT.6, 4.OA.3
Lesson 10	Multiply and Divide with Multiples	40	4.NBT.5, 4.NBT.6
Glossary	44	
Math Tools	47	

Read and Write Whole Numbers

Key Words

base-ten
numeral
expanded form
number name
place value
whole numbers

The ten digits used in our base-ten number system are 0, 1, 2, 3, 4, 5, 6, 7, 8, and 9. **Place value** is the value of the place of a digit in a numeral. The value of each place is ten times the value of the place to its right. The numbers 1, 2, 3, and so on without end are called **whole numbers**.

You can represent a whole number in different ways.

base-ten numerals: 54,728

number name: fifty-four thousand, seven hundred twenty-eight

expanded form: $50,000 + 4,000 + 700 + 20 + 8$

Example

What is the number name and expanded form of 37,406?

Write the number in a place-value chart.

Hundred Thousands	Ten Thousands	Thousands	,	Hundreds	Tens	Ones
	3	7	,	4	0	6

Read the value of the digits before the comma.

thirty-seven thousand

Read the value of the digits after the comma.

four hundred six

Write the number name.

thirty-seven thousand, four hundred six

Find the value of each digit.

Then write the values as a sum.

$$30,000 + 7,000 + 400 + 6$$

The number name for 37,406 is thirty-seven thousand, four hundred six.

In expanded form, 37,406 is $30,000 + 7,000 + 400 + 6$.

CONCLUDE

How do you know where to write the comma when writing a base-ten numeral?



Guided Practice

1 What is the value of the digit 4 in 549,062?

Step 1 Write the number in a place-value chart.

Hundred Thousands	Ten Thousands	Thousands	,	Hundreds	Tens	Ones
			,			

Step 2 Find the position of the 4 in the number.

The digit 4 is in the _____ place.

Step 3 Use the digit and its position in the number to write the value of the digit.

The value of the 4 is _____.

The value of the digit 4 in 549,062 is _____.

THINK

Look at the column in the chart in which you wrote the 4.

2 What is eight hundred six thousand, fifteen in base-ten numerals?

Step 1 Write the number in a place-value chart.

Hundred Thousands	Ten Thousands	Thousands	,	Hundreds	Tens	Ones
			,			

Step 2 Write the number using digits.

Eight hundred six thousand, fifteen in base-ten numerals is _____.

REMEMBER

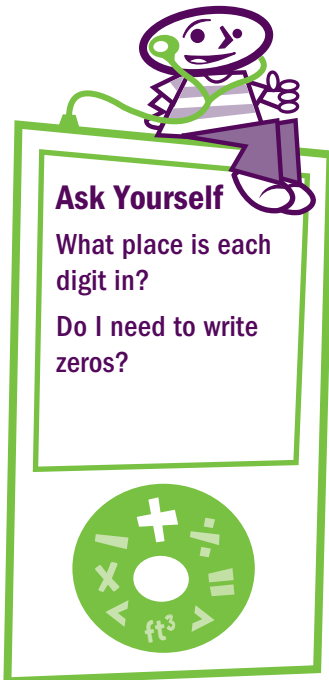
Write a 0 if there is no digit in a place.

THINK

Each group of three digits is separated by a comma.

Independent Practice

1. How is the base-ten form of a number different from the expanded form of the number?



What is the value of each underlined digit?

2. 6,987 _____ 3. 75,038 _____

4. 32,419 _____ 5. 381,005 _____

6. Write $300,000 + 50,000 + 2,000 + 900 + 40$ using base-ten numerals.

7. Write seventy-one thousand, thirty using base ten-numerals.

8. Write 7,081 in expanded form.

9. Write the number name for 100,050.

10. Last year, 427,230 people visited the zoo. Write 427,230 in expanded form.



Use place value to continue each pattern.

11. 210 220 230 _____ _____

12. 42,518 43,518 44,518 _____ _____

13. 174,326 174,426 174,526 _____ _____

14. 308,248 318,248 328,248 _____ _____

15. Write the number name for the number that is 1,000 more than 27,491.

Solve each problem.

16. The diameter of Mercury is three thousand, thirty-two miles.
Write the diameter of Mercury using base-ten numerals.

17. The diameter of Neptune is 30,603 miles.
Write the number name for the diameter of Neptune.

18. The diameter of Jupiter is 88,732 miles.
Which 8 in 88,732 has the greater value? Explain.


COMMON CORE

Grade 4

Mathematics

CLINICS

Number and Operations
— Fractions

 Options



Module
2

Number and Operations—Fractions

Common Core State Standards

Lesson 1	Equivalent Fractions	4	4.NF.1
Lesson 2	Mixed Numbers and Improper Fractions	8	4.NF.1
Lesson 3	Compare Fractions	12	4.NF.2
Lesson 4	Add Fractions	16	4.NF.3.a, 4.NF.3.b, 4.NF.3.d
Lesson 5	Subtract Fractions.	20	4.NF.3.a, 4.NF.3.d
Lesson 6	Add and Subtract Mixed Numbers	24	4.NF.3.b, 4.NF.3.c
Lesson 7	Multiply Fractions by Whole Numbers	28	4.NF.4.a, 4.NF.4.b, 4.NF.4.c
Lesson 8	Decimals.	32	4.NF.6
Lesson 9	Relate Decimals to Fractions	36	4.NF.5, 4.NF.6
Lesson 10	Compare Decimals	40	4.NF.7
Glossary	44	
Math Tools	45	

Equivalent Fractions

Key Words

denominator
equivalent
fractions
fraction
numerator

A **fraction** is a number that names equal parts of a whole or equal parts of a group. The **numerator** of a fraction is the top number. It tells how many equal parts are represented by the fraction. The **denominator** is the bottom number. It tells the number of equal parts into which the whole or the group is divided.

Equivalent fractions name the same amount but have different numerators and denominators. To find equivalent fractions, multiply the numerator and the denominator by the same number. When you multiply the numerator and denominator by the same number, you are multiplying the fraction by 1. For example, $\frac{2}{2} = 1$ and $\frac{8}{8} = 1$.

Example

Write two fractions that are equivalent to $\frac{2}{3}$.

Multiply the numerator and the denominator by the same number. Use 2.

$$\begin{aligned}\frac{2}{3} &= \frac{2 \times 2}{3 \times 2} \\ &= \frac{4}{6}\end{aligned}$$

You can use fraction models to see that

$$\frac{2}{3} = \frac{4}{6}$$

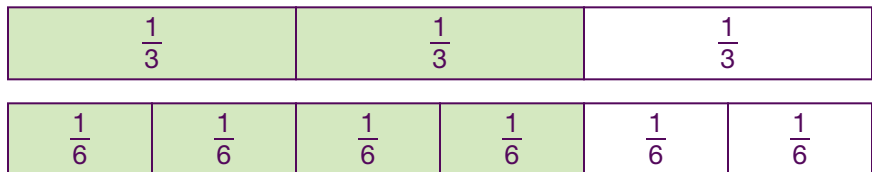
For $\frac{2}{3}$, 2 out of 3 parts are shaded.

That model has fewer parts and the parts are larger.

For $\frac{4}{6}$, 4 out of 6 parts are shaded.

That model has more parts and the parts are smaller.

The models are the same size and the same amount of each model is shaded. This shows that the fractions $\frac{2}{3}$ and $\frac{4}{6}$ are equivalent.



RELATE

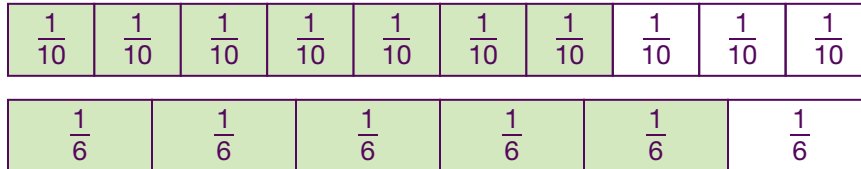
How do the denominators of two equivalent fractions compare with each other? How do the numerators of two equivalent fractions compare with each other? Explain.



Guided Practice

1 Is $\frac{7}{10}$ equivalent to $\frac{5}{6}$?

Step 1 Use fraction models to represent each fraction.
Be sure the models are aligned to the same whole.



Step 2 Look at the fraction models.
Do the fractions show the same amount? _____

Is $\frac{7}{10}$ equivalent to $\frac{5}{6}$? _____

THINK

Is the amount shaded to represent $\frac{5}{6}$ the same as the amount shaded to represent $\frac{7}{10}$?

2 What fraction with a denominator of 8 is equivalent to $\frac{1}{2}$?

$$\frac{1}{2} = \frac{?}{8}$$

Step 1 Find the number that 2 is multiplied by to get 8.
Find the missing factor: $2 \times \underline{\hspace{2cm}} = 8$

Step 2 Use the factor to find the missing numerator.

$$\frac{1}{2} = \frac{1 \times \square}{2 \times \square} = \frac{\square}{8}$$

$$\frac{1}{2} = \frac{\square}{8}$$

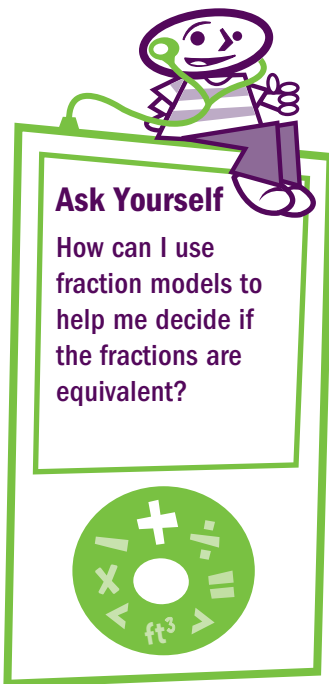
REMEMBER

To find equivalent fractions, you can multiply the numerator and the denominator by the same number.

Independent Practice

1. Why can you multiply the numerator and the denominator of a fraction by the same number to write an equivalent fraction?

2. If two fractions are equivalent, what must be true about models for the fractions?



Ask Yourself
How can I use fraction models to help me decide if the fractions are equivalent?

Find a fraction that is equivalent to each fraction.

3. $\frac{1}{3}$ _____

4. $\frac{1}{2}$ _____

5. $\frac{2}{5}$ _____

6. $\frac{1}{4}$ _____

7. $\frac{3}{4}$ _____

8. $\frac{3}{5}$ _____

Decide whether the fractions are equivalent. Write *yes* or *no*.

9. $\frac{3}{4}$ and $\frac{3}{6}$ _____

10. $\frac{1}{3}$ and $\frac{4}{12}$ _____

11. $\frac{1}{2}$ and $\frac{5}{10}$ _____

12. $\frac{4}{5}$ and $\frac{5}{8}$ _____

13. $\frac{2}{5}$ and $\frac{4}{10}$ _____

14. $\frac{1}{4}$ and $\frac{3}{12}$ _____

15. $\frac{3}{5}$ and $\frac{1}{2}$ _____

16. $\frac{4}{8}$ and $\frac{8}{12}$ _____

17. A pizza is cut into 8 equal slices. Dennis eats $\frac{1}{4}$ of the pizza, and Enid eats $\frac{2}{8}$ of the pizza. Did they eat the same amount of pizza? Explain.

Complete each equivalent fraction.

18. $\frac{1}{2} = \frac{\square}{6}$

19. $\frac{5}{\square} = \frac{10}{12}$

20. $\frac{3}{4} = \frac{6}{\square}$

21. $\frac{\square}{4} = \frac{3}{12}$

22. $\frac{3}{\square} = \frac{30}{100}$

23. $\frac{2}{6} = \frac{\square}{3}$

24. $\frac{1}{5} = \frac{20}{\square}$

25. $\frac{1}{4} = \frac{\square}{8}$

26. $\frac{1}{\square} = \frac{5}{10}$

27. $\frac{\square}{6} = \frac{2}{3}$

28. $\frac{4}{5} = \frac{\square}{10}$

29. $\frac{6}{\square} = \frac{1}{2}$

Solve each problem.

30. Camille makes a juice blend using $\frac{1}{2}$ cup of orange juice and $\frac{3}{8}$ cup of pineapple juice. Does she use the same amount of orange juice and pineapple juice? Explain.

31. Marshall says that $\frac{3}{4}$ and $\frac{3}{8}$ are equivalent fractions. Is he correct? How do you know?

32. Wanda and Casey each write a fraction. Wanda's fraction has a denominator of 10. Casey's fraction also has a denominator of 10. What must be true about the numerators for the fractions to be equivalent fractions?


COMMON CORE

Grade 4

Mathematics

CLINICS

Operations and
Algebraic Thinking

 Options™



Module
3

Operations and Algebraic Thinking

Common Core State Standards

Lesson 1	Factors and Multiples	4	4.OA.4
Lesson 2	Add Whole Numbers	8	4.NBT.4, 4.OA.3
Lesson 3	Subtract Whole Numbers	12	4.NBT.4, 4.OA.3
Lesson 4	Round Whole Numbers	16	4.NBT.3
Lesson 5	Estimate Sums and Differences.	20	4.OA.3
Lesson 6	Estimate Products and Quotients.	24	4.OA.3
Lesson 7	Patterns	28	4.OA.5
Glossary	32	
Math Tools	33	

Factors and Multiples

Key Words

composite
number
factor
multiple
prime number

When you multiply two whole numbers, the numbers you multiply are **factors** of the product. For example, $4 \times 8 = 32$, so 4 and 8 are factors of 32. 4 and 8 are a factor pair of 32. A factor of a number divides evenly into the number, which means there is no remainder.

The product of two whole numbers is a **multiple** of each of the numbers that were multiplied. So 32 is a multiple of 4 and a multiple of 8.

A **prime number** has exactly two factors: 1 and itself. A **composite number** has more than two factors. The number 1 is neither prime nor composite since it has exactly one factor, itself.

Example

What are the factors of 36? What are the factor pairs of 36?

Find all the multiplication sentences for 36.

Try 2. Think: $2 \times 18 = 36$. 2 and 18 are a factor pair of 36.

Try 3. Think: $3 \times 12 = 36$. 3 and 12 are a factor pair of 36.

Try 4. Think: $4 \times 9 = 36$. 4 and 9 are a factor pair of 36.

Try 5. Think: No number multiplied by 5 equals 36.
5 is not a factor of 36.

Try 6. Think: $6 \times 6 = 36$. 6 is a factor of 36. 6 and 6 are a factor pair of 36.

Try 7 and 8. Neither number can be multiplied to equal 36.

Try 9. 9 is a factor with 4.

When the factor pairs start repeating, you have found all the factors of the number.

List the factors in order from least to greatest. Remember, 1 and the number itself are a factor pair of every number.

The factors of 36 are 1, 2, 3, 4, 6, 9, 12, 18, and 36. The factor pairs of 36 are 1 and 36, 2 and 18, 3 and 12, 4 and 9, 6 and 6.

ANALYZE

Why is 36 a multiple of all its factors?



Guided Practice

1 Is 72 a multiple of 12?

Step 1 Make a list of multiples of 12.

List the multiples of 12 until you reach or pass 72.

$$12 \times 1 = 12$$

$$12 \times 2 = 24$$

$$12 \times 3 = 36$$

$$12 \times 4 = 48$$

$$12 \times 5 = 60$$

$$12 \times 6 = 72$$

Step 2 Look at the list of multiples.

Is 72 in the list of multiples of 12? _____

Answer *is* or *is not* to complete the sentence.

72 _____ a multiple of 12.

2 Is 49 a prime number or a composite number?

Step 1 Find all the factors of 49.

$$1 \times \underline{\quad} = 49$$

$$7 \times \underline{\quad} = 49$$

The factors of 49 are 1, _____, and _____.

Step 2 Decide if 49 is prime or composite.

Does 49 have more than 2 factors? _____

Is 49 prime or composite? _____

49 is a _____ number.

THINK

Multiply 12 by 1, 2, 3, 4, and so on to find multiples of 12.

REMEMBER

A composite number has more than 2 factors.

Independent Practice

1. How do you find all the factors of a number?

2. Explain how to decide if a number is a multiple of another number.

Ask Yourself
Which whole numbers can you multiply to find the product?

Find the factors of each number.

3. 12 _____

4. 20 _____

5. 24 _____

6. 54 _____

Find the first 5 multiples of each number.

7. 8 _____

8. 15 _____

9. 20 _____

10. Is 58 a multiple of 8? Explain.



List the factor pairs of each number.

11. 42 _____

12. 65 _____

13. 76 _____

14. 100 _____

Write *prime* or *composite* for each number.

15. 14 _____

16. 9 _____

17. 3 _____

18. 23 _____

19. 10 _____

20. 25 _____

21. 2 _____

22. 19 _____

23. 21 _____

24. 43 _____

25. 39 _____

26. 77 _____

Solve each problem.

27. Every even number is a multiple of 2. Why?

28. Camille swims every day in May that is a prime number. How many days does Camille swim in May? What are the dates?

29. Nathan has 45 muffins to put into packages. How can he use the factors of 45 to divide the muffins evenly?


COMMON CORE

Grade 4

Mathematics

CLINICS

Measurement, Data,
and Geometry

 Options™



Module
4

Measurement, Data, and Geometry

Common Core State Standards

Lesson 1	Money	4	4.MD.2
Lesson 2	Time	8	4.MD.1, 4.MD.2
Lesson 3	Weight and Mass	12	4.MD.1, 4.MD.2
Lesson 4	Capacity	16	4.MD.1, 4.MD.2
Lesson 5	Length	20	4.MD.1, 4.MD.2
Lesson 6	Perimeter	24	4.MD.3
Lesson 7	Area	28	4.MD.3
Lesson 8	Angles	32	4.MD.5a, 4.MD.5b, 4.MD.6, 4.MD.7
Lesson 9	Line Plots	36	4.MD.4
Lesson 10	Lines and Angles	40	4.G.1
Lesson 11	Two-Dimensional Shapes	44	4.G.1, 4.G.2
Lesson 12	Symmetry	48	4.G.3
Glossary	52	
Math Tools	55	



Money

You can add, subtract, multiply, or divide to solve problems involving money. When you compute with money, remember to write the dollar sign and the decimal point in the answer. The decimal point separates the dollars from the cents.

Example

Georgia bought 6 tubes of paint for \$31.50. Each tube of paint cost the same amount. How much did one tube of paint cost?

Choose the operation.

Each of 6 tubes of paint cost the same amount. The total is \$31.50.

Divide to find the cost of one tube of paint.

Divide: $\$31.50 \div 6$

Write the decimal point above the decimal point in the dividend.

$$\begin{array}{r} \cdot \\ 6 \overline{)31.50} \end{array}$$

Divide as with whole numbers.


$$\begin{array}{r} 5.25 \\ 6 \overline{)31.50} \\ \underline{-30} \\ 15 \\ \underline{-12} \\ 30 \\ \underline{-30} \\ 0 \end{array}$$

$$\$31.50 \div 6 = \$5.25$$

One tube of paint cost \$5.25.

COMPARE

How is dividing with money amounts similar to dividing with whole numbers? How is it different?



Guided Practice

Quinn bought a skateboard for \$45.95 and a helmet for \$32.50, including tax. He paid for the items with four \$20 bills. How much change should Quinn receive?

Step 1 Find the total cost of the skateboard and the helmet.

Add: $\$45.95 + \32.50

Write the addends vertically, and add as with whole numbers.

$$\begin{array}{r}
 \$45.95 \\
 + 32.50 \\
 \hline
 \$\square\square.\square\square
 \end{array}$$

REMEMBER

Line up the money amounts by the decimal point to add or subtract. Then add or subtract from right to left.

Step 2 Find how much money Quinn used to pay for the items.

Multiply: $4 \times \$20.00$

Write the factors vertically, and multiply as with whole numbers.

$$\begin{array}{r}
 \$20.00 \\
 \times \quad 4 \\
 \hline
 \$80.00
 \end{array}$$

THINK

A \$20 bill is 20 dollars and 0 cents. Write 20 dollars using a dollar sign and a decimal point. $\$20 = \20.00

Step 3 Subtract the total cost from the amount Quinn used to pay for the items.

Subtract: $\$80.00 - \78.45

Write the problem vertically, and subtract as with whole numbers.

$$\begin{array}{r}
 \$80.00 \\
 - 78.45 \\
 \hline
 \$\square.\square\square
 \end{array}$$

REMEMBER

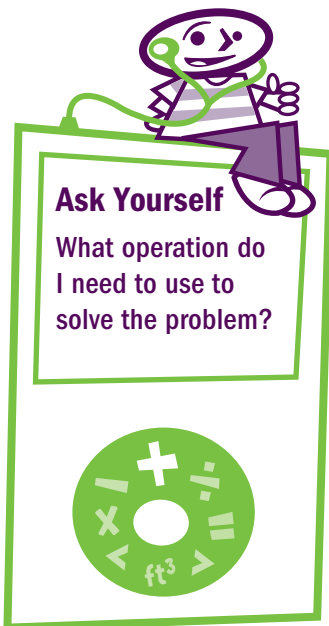
Regroup as needed.

Quinn should receive _____ in change.

Independent Practice

1. Explain how to add, subtract, multiply, and divide with money amounts.

2. Why is it necessary to include the decimal point in money amounts that represent dollars and cents?



Add, subtract, multiply, or divide to find each answer.

3.
$$\begin{array}{r} \$64.50 \\ + 12.95 \\ \hline \end{array}$$

4.
$$\begin{array}{r} \$17.28 \\ - 9.34 \\ \hline \end{array}$$

5.
$$\begin{array}{r} \$5.72 \\ \times 6 \\ \hline \end{array}$$

6. $\$17.44 \div 8 =$ _____

7. $\$74.67 - \$12.99 =$ _____

8. $\$5.34 \div 6 =$ _____

9. Jasmine bought 8 pairs of socks. Each pair cost \$3.45. How much did the socks cost in all?

10. Giorgio saved \$8.25 from his allowance last week. This week, he saved \$6.95 from his allowance. How much more did Giorgio save last week than this week?



Solve each problem.

11. For lunch, Andrea buys a sandwich for \$3.60, an orange for \$0.85, and a granola bar for \$1.39. How much does Andrea spend on her lunch in all?

12. Chad bought a bag containing 5 tennis balls for \$5.45. How much did each tennis ball cost?

13. Nora buys 3 pounds of grapes and 2 pounds of apples. The grapes cost \$2.05 per pound, and the apples cost \$1.14 per pound. How much do the grapes and apples cost in all?

14. Danny buys a pair of running shoes that are on sale for \$12.99 off the regular price. He uses a coupon for \$5.00 off when he pays for the shoes. The regular price of the shoes is \$74.67. How much does Danny pay for the running shoes?

15. The basketball team raised \$64.50 washing cars. They will use the money to buy new jerseys for the 8 players on the team. The jerseys cost \$19.24 each. How much more money does the team need to raise to pay for the jerseys?

16. Neil bought 4 pounds of potatoes. He paid with a \$10.00 bill and received \$4.20 in change. How much did Neil pay for 1 pound of potatoes?
