


Instruction Coach 2 English Language Arts



Instruction Coach, English Language Arts, First Edition, Grade 2 532NASE ISBN-13: 978-1-62928-440-8
Cover Image: © Thinkstock

Triumph Learning® 136 Madison Avenue, 7th Floor, New York, NY 10016 © 2014 Triumph Learning, LLC. All rights reserved. No part of this publication may be reproduced in whole or in part, stored in a retrieval system, or transmitted in any form or by any means, electronic, mechanical, photocopying, recording or otherwise, without written permission from the publisher.

Printed in the United States of America. 10 9 8 7 6 5 4 3 2 1



Contents

Lesson 1: Read a Social Studies Text 7

GET READY TO READ	Short Vowels/Long Vowels.	8
LISTEN AND LEARN	“Water Travel”	10
READ AND LEARN	“Our Government”	14
READ ON YOUR OWN	“Our Flag”	18
WORD FUN	Word Puzzles	22

Lesson 2: Read a Science Text 23

GET READY TO READ	Vowel Teams	24
LISTEN AND LEARN	“Grouping Animals”	26
READ AND LEARN	“Desert Adaptations”	30
READ ON YOUR OWN	“Energy from Food”	34
WORD FUN	Word Riddles.	38

Lesson 3: Read a How-To Text 39

GET READY TO READ	r-Controlled Vowels/Compound Words . .	40
LISTEN AND LEARN	“Play Hopscotch”	42
READ AND LEARN	“Homemade Play Clay”	46
READ ON YOUR OWN	“Make a Sundial”	50
WORD FUN	Build a Compound Word.	54



Lesson 4: Write a Report 55

LEARN THE BASICS Collective Nouns/Capital Letters56

READ AND LEARN “The Giant Panda”58

LEARN AND WRITE “The Blue-footed Booby”60

Lesson 5: Read a Fable 69

GET READY TO READ Prefixes/Suffixes70

LISTEN AND LEARN “Belling the Cat”72

READ AND LEARN “The Tortoise and the Hare”76

READ ON YOUR OWN “The Blue Jackal”80

WORD FUN Word Parts84

Lesson 6: Read a Folktale 85

GET READY TO READ More Vowel Teams86

LISTEN AND LEARN “Po Po”88

READ AND LEARN “Flossie and the Fox”92

READ ON YOUR OWN “Little Golden Hood”96

WORD FUN Sort It Out100



Lesson 7: Write a Story 101

LEARN THE BASICS Irregular Plural Nouns/Apostrophes . . 102

READ AND LEARN "How Giraffe Got Its Neck" 104

LEARN AND WRITE "How Zebra Got Stripes" 106

Lesson 8: Read an Opinion 115

GET READY TO READ More Than One Sound. 116

LISTEN AND LEARN "Keep the Library Open" 118

READ AND LEARN "Rescue Recess" 122

READ ON YOUR OWN "Save School Trips" 126

WORD FUN Shades of Meaning 130

Lesson 9: Write an Opinion Piece 131

LEARN THE BASICS Adjectives and Adverbs/Reflexive
Pronouns 132

READ AND LEARN "Why I Like Science" 134

LEARN AND WRITE "Why I Like Soccer" 136



Lesson 10: Write a Friendly Letter 145

LEARN THE BASICS Commas in Letters 146

READ AND LEARN "Dear Grandpa" 148

LEARN AND WRITE "Aunt Beth" 150

Lesson 11: Read a Poem 159

GET READY TO READ Closed Syllables/Open Syllables 160


LISTEN AND LEARN "Daffodils" 162

READ AND LEARN "A Tragic Story" 166

READ ON YOUR OWN "The Fieldmouse" 170

WORD FUN Shades of Meaning 174

Glossary 175



Read a Social Studies Text

Look at this picture.
Why do many cities
develop along rivers?



In this lesson, you will learn
about social studies texts.

Short Vowels

The letters a, e, i, o, and u are **vowels**. A word with one vowel usually has a **short vowel sound**.



branch



mask

Circle the word that names the picture.

1.



bag bug

2.



crab crib

3.



bell bull

4.



click clock

Long Vowels

A **long vowel** sounds like the name of the vowel letter. Words that end with silent **-e** have a long vowel sound. In a **vowel team**, two vowels can work together to stand for one long vowel sound.



flame



braid

Circle the word that names the picture.

1.



leaf loaf

2.



cane cone

3.



mole mule

4.



tie toe

Listen to a Text

Think about what you learn as you listen.

Water Travel

People need water. They need it to drink and cook. They need it to grow **crops** and care for animals. People build homes near rivers and lakes to be near water. They build towns near water, too. They use boats to travel up and down rivers.

Long ago, people did not have planes, trains, and cars. Water travel was important. Water travel was faster than land travel. But it had some problems. Rivers flow in one **direction**. Going up a river was hard. People did not have machines to move boats. They had to row a boat or push it with poles.

In 1807, Robert Fulton changed this. He built a **successful** steamboat. An engine moved the paddles on the boat. It made going up a river easy.



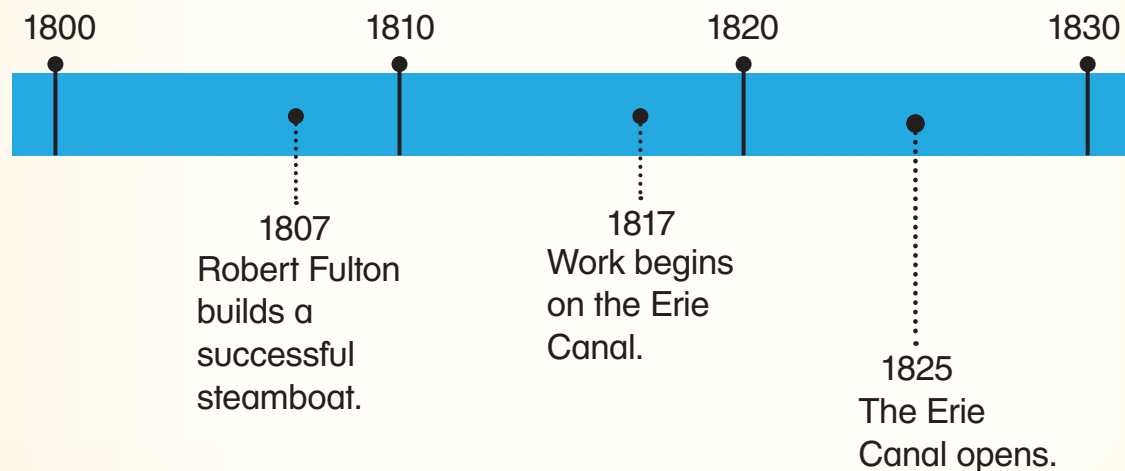
Giant paddles helped push steamboats up rivers.

WORD BANK
improve
transportation

People found more ways to **improve** water travel. They built canals to connect bodies of water. A canal is a human-made river. One famous canal opened in 1825. It was the Erie Canal. It linked cities in New York.

The Erie Canal was a successful project. It encouraged people to build more canals. River towns grew larger. New towns developed along the canals.

Rivers and water **transportation** helped cities develop across the country. Today, water transportation is still important. We move goods and people on the water every day.

Water Travel from 1800 to 1830

Reading Check

Complete the items about “Water Travel.”

1. Go back to the text. Draw a line under the main topic.
2. Write a sentence to tell why people built homes and towns near water.

3. Go back to the text. Circle the words that tell what a canal is.
4. What does the timeline show?

5. Draw a picture of a way you travel. Write about your picture.

Word Check

Draw a line from the word to its meaning.

Word	Meaning
1. crops	to make better
2. direction	the foods that people grow
3. successful	moving of people and goods
4. improve	a path that something follows
5. transportation	having a good outcome

Answer each question.

6. What is something you can do to **improve** your school?

7. How do you feel when you do something that is **successful**?

Choose a Word Bank word from above.

8. Write a sentence using the word you chose.

Read a Text

Think about what you learn as you read.

Our Government

Government is a way of leading a group of people. It makes the laws that people follow. It helps keep order. The government of the United States has three branches, or parts. Each branch has a special job to do.

The legislative branch is Congress. Congress makes the laws. They make laws to keep people safe. The laws protect the **rights** of citizens. The laws protect your rights, too. One law gives you the right to go to school. The people of each state **elect**, or choose, the members of Congress.

The executive branch sees that the laws are followed. The president leads this branch. It includes the vice president. It also includes the president's advisors. They are the people who help the president make decisions. Citizens of the United States elect the president and vice president.



WORD BANK

serve
appoint

The Supreme Court heads the judicial branch. This branch of government decides whether the actions of the other branches follow the law. The Court also decides if new laws made by Congress are fair. Nine judges **serve** on the Court. The president may **appoint** a new judge, but Congress must agree with the choice.

The three branches of government work together to help our country run smoothly. They try to make decisions that are best for all citizens.

United States Government

Legislative Branch
Congress



The US Capitol Building is where Congress works.

Executive Branch
The President



The White House is where the president works and lives.

Judicial Branch
The Supreme Court



The Supreme Court Building is where the Supreme Court works.

Reading Check

Complete the items about “Our Government.”

1. Circle the word that tells the topic of the text.
 citizens government judges
2. Go back to the text. Circle the sentence that tells what government is.
3. Go back to the text. Draw a line under the sentence that tells what the president’s advisors do.
4. Complete each sentence to tell what each branch of the government does.

The legislative branch _____

The executive branch _____

The judicial branch _____

5. Draw a picture of a government leader you know.
 Write about your picture.

Word Check

Draw a line from the word to its meaning.

Word	Meaning
1. government	to name someone to do a job
2. rights	to vote for a person
3. elect	the body that makes laws
4. serve	the basic freedoms of a person
5. appoint	to hold a job or office

Complete each sentence.

6. A teacher might **appoint** a student to

7. People may **elect** a person to be

Choose a Word Bank word from above.

8. Write a sentence using the word you chose.

Read a Text

Think about the main topic as you read.

Our Flag

A **symbol** is a thing that stands for something else. Every nation has symbols. The symbols stand for things that make a nation's people proud. The United States has symbols, too. The symbols remind us of our **heritage**, or past. They remind us of our rights and freedoms.

One symbol is the United States flag. The idea for our flag came from the first Flag Act on June 14, 1777. An act is a kind of law. This act told what the flag should look like. It said the flag should have thirteen red and white stripes. The flag should also have thirteen white stars on a blue field.



The first US flag had thirteen stars.



Today's US flag has fifty stars.

WORD BANK

allowed
national
present

The stripes and stars on our flag are symbols, too. The stripes stand for the thirteen colonies that formed our nation. The stars stand for the number of states.

Over time, the number of stripes and stars changed. The Flag Act of 1794 **allowed** for fifteen stripes and fifteen stars. The extra stripes and stars were for the new states of Vermont and Kentucky.

As more states joined the nation, a new act was needed. The Flag Act of 1812 said that the flag should keep thirteen stripes for the thirteen colonies. This would remind us of our past. The flag would then add stars for new states. Today, our flag has fifty stars. Each star is a symbol for a different state.

The United States flag is a **national** symbol of our past and our **present**. It reminds us of the thirteen colonies that formed our nation. It reminds us of the fifty states that form our nation today.



The flag of 1794 had fifteen stripes, one for each state.

Reading Check

Complete the items about "Our Flag."

1. Circle the words that tell the topic of the text.

our states our flag our symbols

2. In your own words, tell why the US flag has fifty stars.

3. Go back to the text. Draw a line under the words that describe the Flag Act of 1794.

4. Write a sentence to tell why we have national symbols.

5. Draw a picture to show where you have seen the United States flag. Write about your picture.

Word Check

Write the number of the word by its meaning.

Word	Meaning
1. symbol	_____ let something happen
2. heritage	_____ thing that stands for something else
3. allowed	_____ what is happening now
4. national	_____ things from your past
5. present	_____ of a nation or country

Circle the word that best completes each sentence.

6. The bald eagle is our country's _____ bird.
 symbol allowed national

7. Family stories are part of your _____.
 heritage national symbol

Choose a Word Bank word from above.

8. Write a sentence using the word you chose.

Word Puzzles

Read the word puzzles. Add new letters to write the new word. Draw a picture for your word.

1. bake – a = b__ke

Add i.

2. beat – ea = b__t

Add oa.

3. tie – ie = t__

Add oe.

4. stump – u = st__mp

Add a.

Write your own word puzzle. Share it with a classmate.
