



Instruction Coach 1 English Language Arts



Instruction Coach, English Language Arts, First Edition, Grade 1 531NASE ISBN-13: 978-1-62928-439-2
Cover Image: ©Thinkstock

Triumph Learning® 136 Madison Avenue, 7th Floor, New York, NY 10016 © 2014 Triumph Learning, LLC. All rights reserved. No part of this publication may be reproduced in whole or in part, stored in a retrieval system, or transmitted in any form or by any means, electronic, mechanical, photocopying, recording or otherwise, without written permission from the publisher.

Printed in the United States of America. 10 9 8 7 6 5 4 3 2 1



Contents

Lesson 1: Read About Social Studies 5

GET READY TO READ	Consonant Blends	6
LISTEN AND LEARN	“Our First President”	8
READ AND LEARN	“Clothes to Keep Safe”	12
WORD FUN	16

Lesson 2: Read About Science 19


GET READY TO READ	Consonant Digraphs	20
LISTEN AND LEARN	“The Life of a Butterfly”	22
READ AND LEARN	“Butterfly Defenses”	26
WORD FUN	30

Lesson 3: Write About Facts 33

LEARN THE BASICS	Kinds of Nouns/ Punctuation Marks	34
READ AND LEARN	“Christopher Columbus”	36
LEARN AND WRITE	“Helen Keller”	38

Lesson 4: Read a How-to 47

GET READY TO READ	Long Vowels	48
LISTEN AND LEARN	“An Orange Bird Feeder”	50
READ AND LEARN	“A Bottle Bird Feeder”	54
WORD FUN	58



Lesson 5: Write a How-to 61

LEARN THE BASICS Word with Nouns/Words That Link 62

READ AND LEARN "Peanut Butter and Jelly" 64

LEARN AND WRITE "Ants on a Log" 66

Lesson 6: Read a Story 75

GET READY TO READ Long Vowel Teams 76

LISTEN AND LEARN "Coal's Big Day" 78

READ AND LEARN "A Stormy Night" 82

WORD FUN 86

Lesson 7: Read a Fantasy Story 89

GET READY TO READ r-Controlled Vowels 90

LISTEN AND LEARN "New Friends for Horse" 92

READ AND LEARN "Planet Plurp" 96

WORD FUN 100

Lesson 8: Write a Story 103

LEARN THE BASICS Connecting Words/ Capital Letters. 104

READ AND LEARN "Who Will Win?" 106

LEARN AND WRITE "New Friends" 108



Lesson 9: Read an Opinion 117

GET READY TO READ Silent Letters 118

LISTEN AND LEARN "Lincoln School Fair" 120

READ AND LEARN "Frog and Toad Together" 124

WORD FUN 128

Lesson 10: Write an Opinion 131

LEARN THE BASICS Pronouns 132

READ AND LEARN "Green Eggs and Ham" 134

LEARN AND WRITE "Little Bear" 136

Lesson 11: Read a Poem 145

GET READY TO READ Syllables/Reading Long Words 146

LISTEN AND LEARN "The Arrow and the Song" 148

READ AND LEARN "Our Kittens" 152

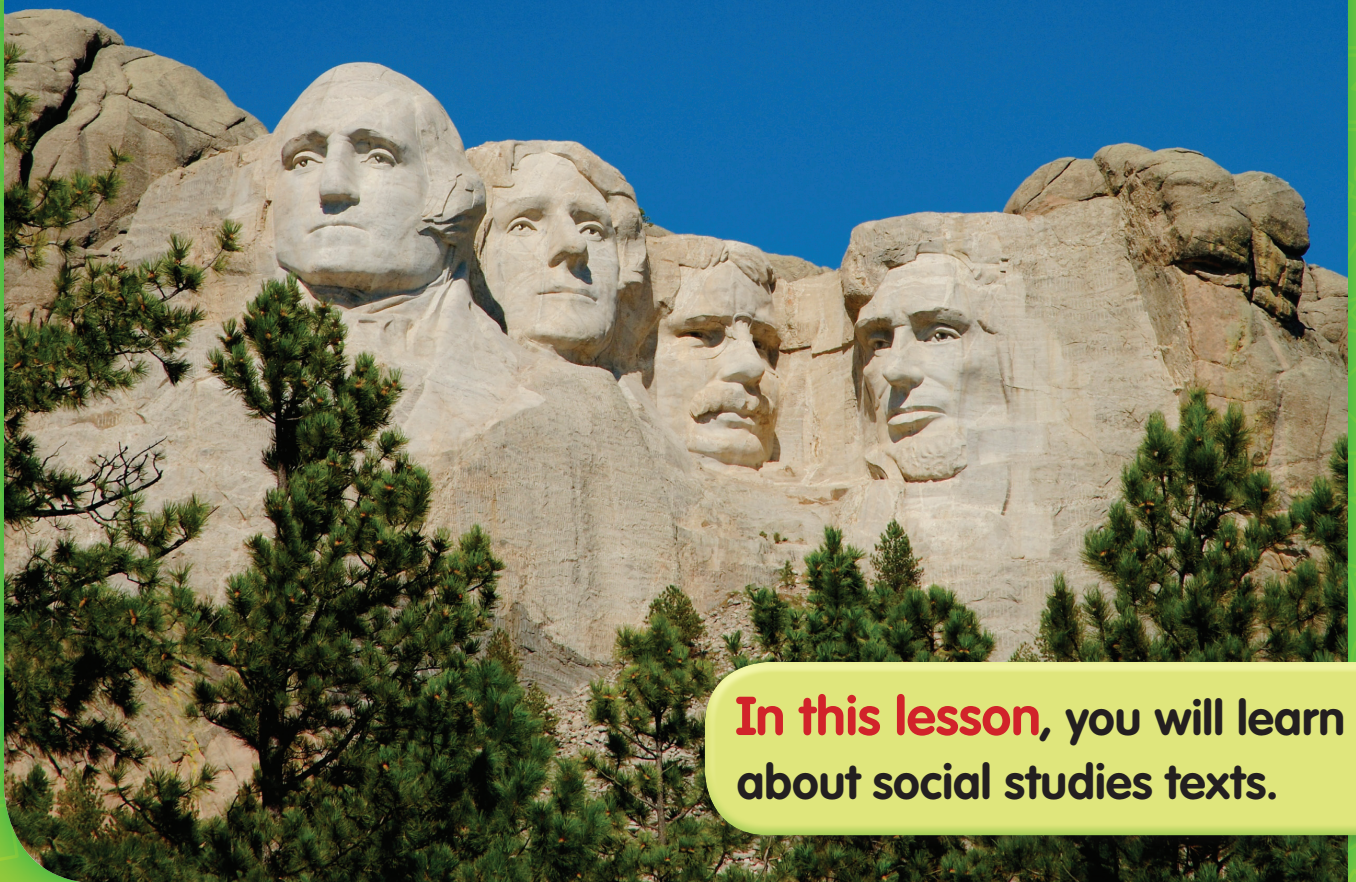
WORD FUN 156

Glossary 159



Read About Social Studies

Look at this picture. Why are faces on this mountain? Who are these people?



In this lesson, you will learn about social studies texts.

Consonant Blends

A **consonant blend** is two or three consonant letters together in a word.



skunk



desk

Say the name of the picture. Circle the letters that stand for the beginning sounds.

1.



bl

br

gr

2.



gl

spr

tr

3.



cl

fl

sm

4.



cr

pl

st

Say the name of each picture. Write a consonant blend to complete the word.

5.



ab

6.



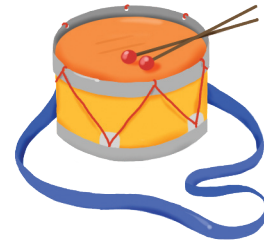
ed

7.



ag

8.



um

9.



ne

10.



te

Listen to a Text

Think about what you learn as you listen.

Our First President

Look at a dollar bill. Look at a quarter. Who is the man you see? It is George Washington.

A long time ago, Americans fought a war to win their freedom. They formed a new **country** called the United States of America. The people needed a leader for the new country. They chose George Washington to be their first **president**. Washington helped make the laws for the new country.

People remember Washington for what he did. They remember his birthday on President's Day. They build statues for him and name places after him. Our capital, Washington, D.C., and the **state** of Washington are named after him. Your town may have a building, school, or street named after him, too!

bills



quarters




George Washington's face is on the dollar bill and the quarter.

Reading Check

Complete the items about “Our First President.”

1. Put a ✓ by the words that tell what the text is mostly about.
 how people choose a president
 how people make a new country
 how people remember Washington
2. Go back to the text. Circle the sentence that tells why people remember George Washington.
3. Go back to the text. Draw a line under details that tell how we remember George Washington.
4. Draw a picture to show something that helps you remember George Washington. Then write about your picture.



✔ Word Check

WORD BANK

country
president
state

A **common noun** names a person, place or thing. A **proper noun** is a name. It begins with a capital letter.

The boy is named Ben.

Draw a line to match the common noun to a proper noun.

Common Noun

1. president
2. country
3. state

Proper Noun

- United States
Washington
George Washington

Write a word for each meaning.

4. one part of a country
5. a person who leads a country
6. a land with its own people and laws

Write a word to complete each sentence.

7. The name of my **state** is _____.

8. A **country** I know is _____.

9. Today our **president** is _____.

Choose a word from the Word Bank.

10. Use the word to write a sentence.

protect
respond
provides

Read a Text

Think about what you learn as you read.

Clothes to Keep Safe

Firefighters put out fires and keep us safe. It is a dangerous job. Fire and smoke can hurt a firefighter.

Special clothes keep a firefighter safe. The coat, pants, and gloves **protect** his body from the heat. They also keep his body dry.

Strong, rubber boots protect a firefighter's feet. The boots and pants are joined together so he can dress quickly. It helps him **respond** to fires quickly, too.

A helmet and visor protect his head and face. A mask goes over his mouth. It connects to an air tank that **provides** the firefighter with fresh air.

All these things help to keep the firefighter safe when he works.



coat

air tank

gloves

pants

boots



helmet


visor

mask

Reading Check

Complete the items about “Clothes to Keep Safe.”

1. Put a ✓ by the words that tell what the text is mostly about.
 how firefighters fight fires
 how special clothes keep a firefighter safe
 how firefighters keep people safe
2. Go back to the text. Circle the sentence that tells what the air tank does.
3. Go back to the text. Draw a line under details that tell what a firefighter wears.
4. Draw a picture to show something you learned about firefighters. Write about your picture.



protect
respond
provides

✔ Word Check

Draw a line to match each word to its meaning.

Word	Meaning
1. provides	keep safe
2. respond	answer or act
3. protect	gives

Write a word to complete each sentence.

4. You must **provide** a pet with _____.

5. I **respond** to good news by _____.

6. Laws are made to **protect** _____.

Read each question. Circle the answer.

7. What do you do to **respond** to a question in class?

raise your hand clap your hands

8. How can you **protect** your face from the sun?

wear socks wear a hat

9. What does a tree **provide** on a sunny day?

shade light

Choose a word from the Word Bank.

10. Use the word to write a sentence.

Four sets of handwriting lines for writing a sentence. Each set consists of a solid blue top line, a dashed black middle line, and a solid red bottom line.

Word Puzzles

Complete each word puzzle. Write the new word.
Draw a picture for your new word.

1. clock – **cl** = ____ock
Add **bl**.

2. stand – **nd** = sta____
Add **mp**.

3. plum – **pl** = ____um
Add **dr**.


4. best – **st** = be____
Add **lt**.

Hands or Feet?

Read the words in the box. Then sort the words.

clap drop scrub skip
spin stop trot strum

1. Things I can do with my hands 

2. Things I can do with my feet 

**What else can you do with your hands and feet?
Add more words to the boxes.**

Name a Noun

Draw a picture of each common noun.
Then write a proper noun to name it.

Common Noun

Picture

Proper Noun

1. boy

2. girl

3. pet

4. store
